

svb



Silicon Valley Bank

State of the Markets

**Inside Views on the Health and Productivity
of the Global Innovation Economy**

Third Quarter 2019



State of the Markets: Third Quarter 2019

Finally, The IPOs We've Been Waiting For!

The innovation economy has been nothing if not resilient. Consider some of the recent hurdles: trade turmoil and tariffs, fears of slowing global growth, increased regulatory scrutiny and an inverted yield curve. Together, these factors tested investor confidence over the first six months of 2019. Nevertheless, entrepreneurs keep innovating, and markets continue to climb higher.

Perhaps the best illustration has been the arrival of so many highly anticipated IPOs. After a brief U.S. federal government shutdown early in the year, March ushered in a flurry of high-profile unicorn IPOs. Enterprise businesses had success, while consumer-focused IPOs experienced a more lukewarm reception.

This year's IPOs are expected to provide significant liquidity for employees and venture investors. It will be interesting to see how this release of capital and talent gets recycled back into the innovation economy.

While we acknowledge the uncertainties and risks, it remains an exciting time for tech. We still have a healthy backlog of unicorn companies looking to go public this year. As long as public markets remain buoyant, we expect venture to continue to thrive.

Bob Blee
Head of Corporate Finance
Silicon Valley Bank

State of the Markets: Third Quarter 2019

4 Macro: Tech Dominates Despite Mounting Concerns

9 U.S. Venture: A Shifting Landscape

14 Spotlight: Sustainability

18 IPOs: The Year of Liquidity

25 International: Murky Waters



Macro: Tech Dominates Despite Mounting Concerns

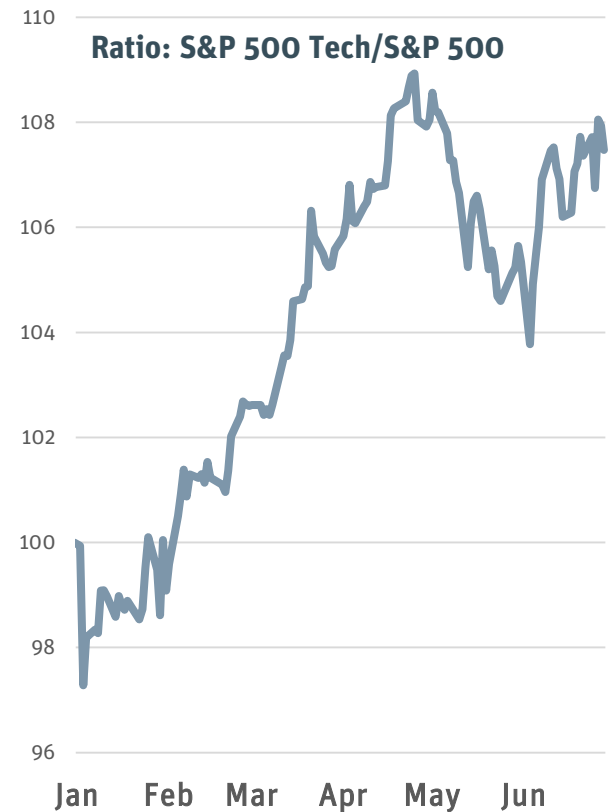
Amid IPOs and Robust Markets, Tech Outperforms

History has shown that tech companies prefer to go public when markets are accommodative. This year's positive performance has encouraged a flurry of IPOs. Since the markets' rebound from December lows, tech has been the best performing sector of the S&P 500.

S&P 500 vs. U.S. Venture-Backed Tech IPOs: 2005–1H'19



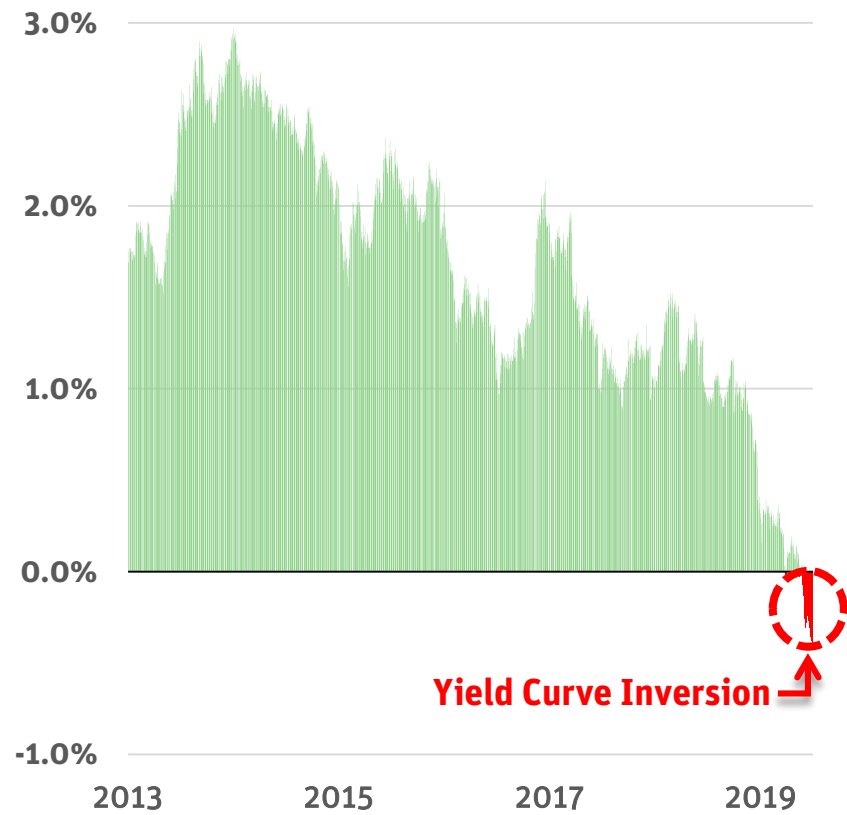
2019: Tech Outperformance YTD



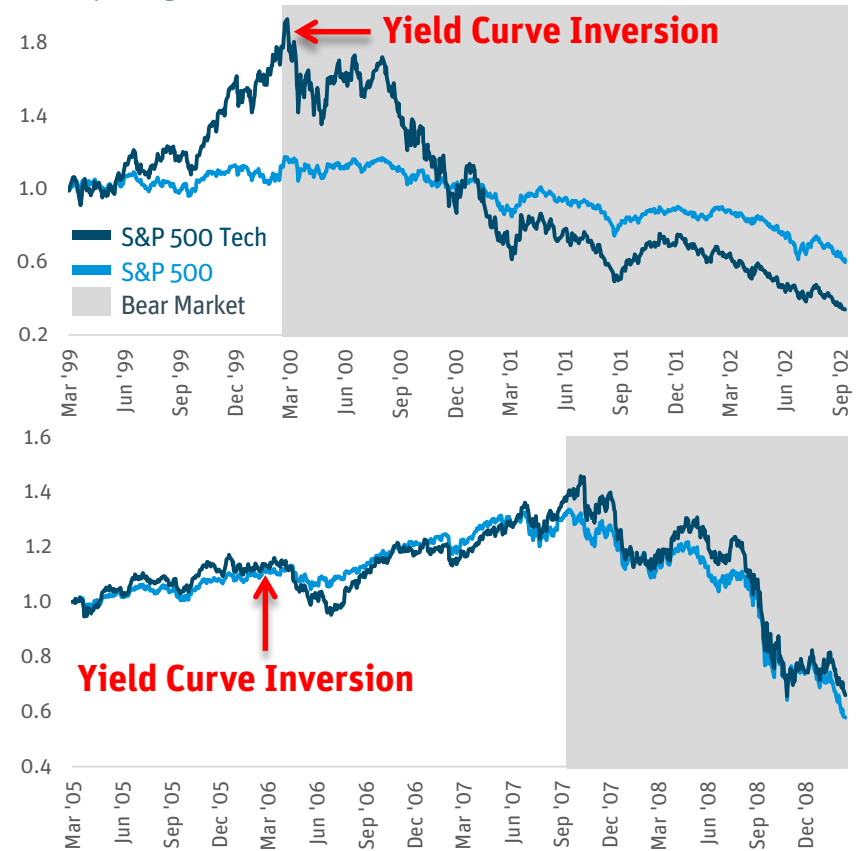
Inverted Yield Curve Puts Investors on Edge

Despite historically low interest rates, recent Fed rate hikes and falling long-term yields have inverted the yield curve. Not all inversions precede recessions, but this still might portend to an economic slowdown—with tech’s relative performance mixed.

Yield Curve (10Y less Fed Funds): 2009–2019



Analyzing Past Inversions: Tech’s Performance

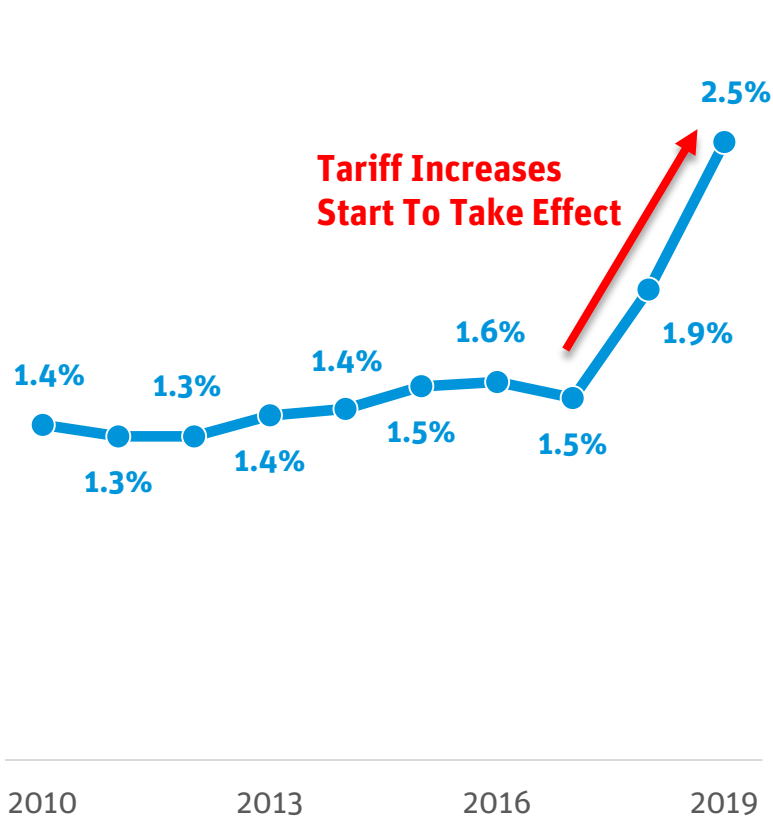


Notes: Yield Curve = 10Y U.S. Treasury less federal funds rate; bear market dates determined by S&P 500
 Price Returns greater than -20%
 Source: S&P Capital IQ and SVB analysis.

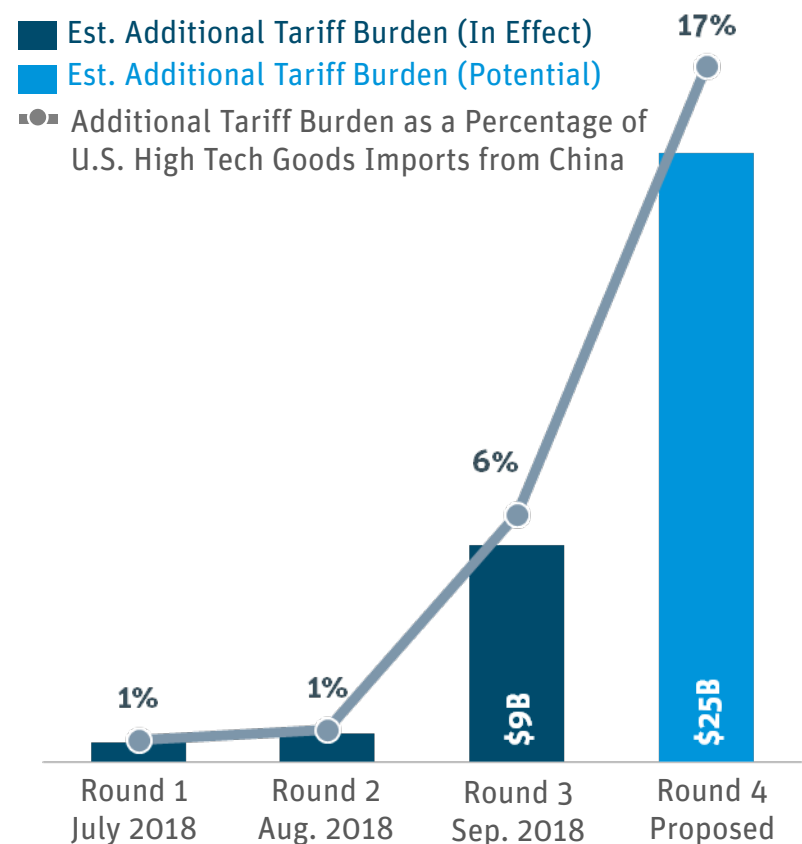
Trade Turmoil Ramps Up

Tariff talk has escalated in recent months with China increasing rates on \$60B worth of U.S. goods and the U.S. threatening tariffs on an additional \$300B+ worth of Chinese goods. The proposed 4th round would have an outsized effect on U.S. imports associated with High Tech.

Effective Tariff Rate for All U.S. Goods Imports¹



Effect of U.S. Tariff Rounds on High Tech Sector²

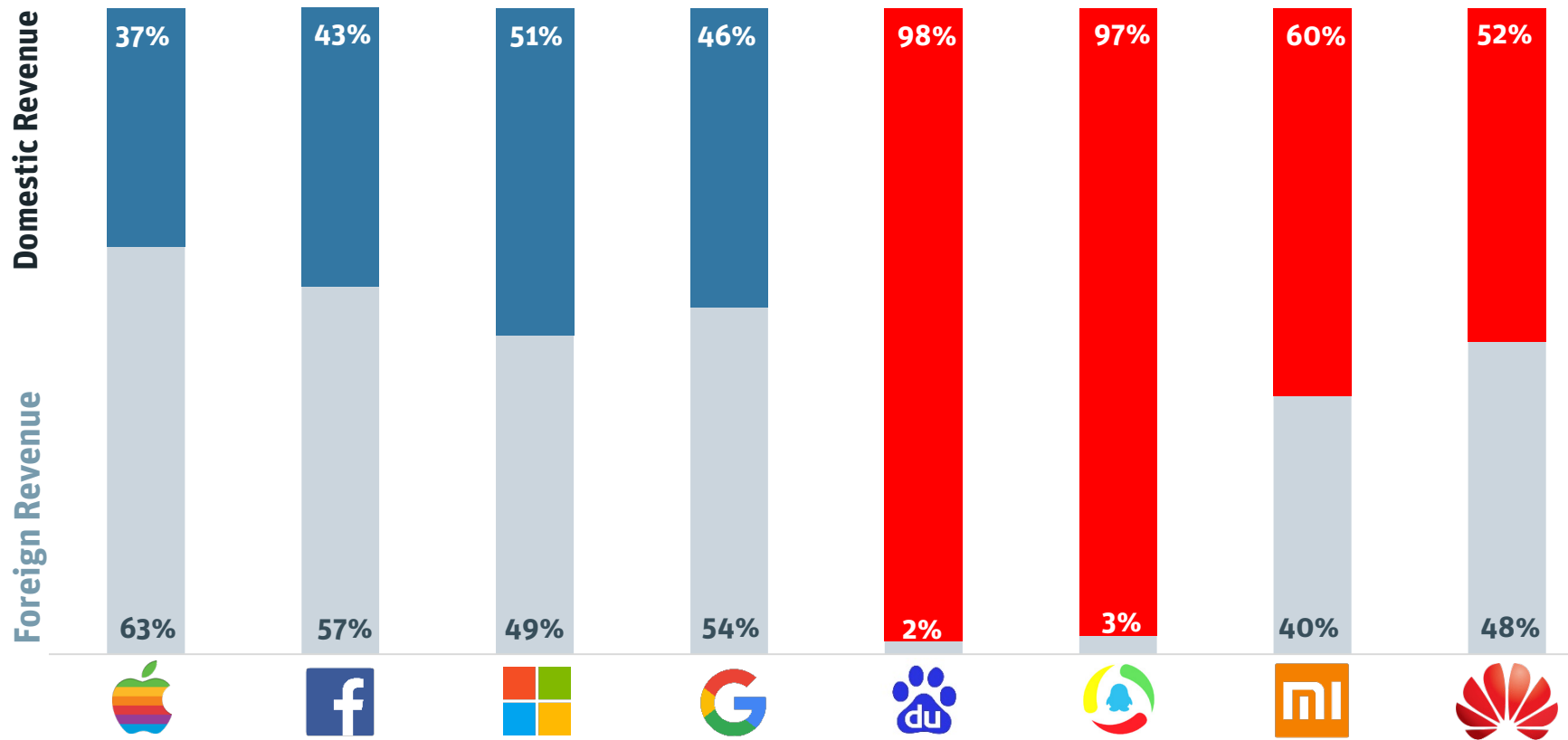


Notes: 1) Calculated as the total tariff burden divided by total goods imports 2) Product codes associated with the "High Tech Sector" are defined by the U.S. Census.
Source: Treasury website and SVB analysis.

Who Risks More in a Trade War?

U.S. tech giants recognize a significant portion of their revenue from overseas. For Chinese tech giants, the situation is mixed. Huawei and Xiaomi rely heavily on foreign sales, while Baidu and Tencent are much more focused domestically.

Select Tech Company 2018 Revenue Breakdown: Domestic vs. Foreign

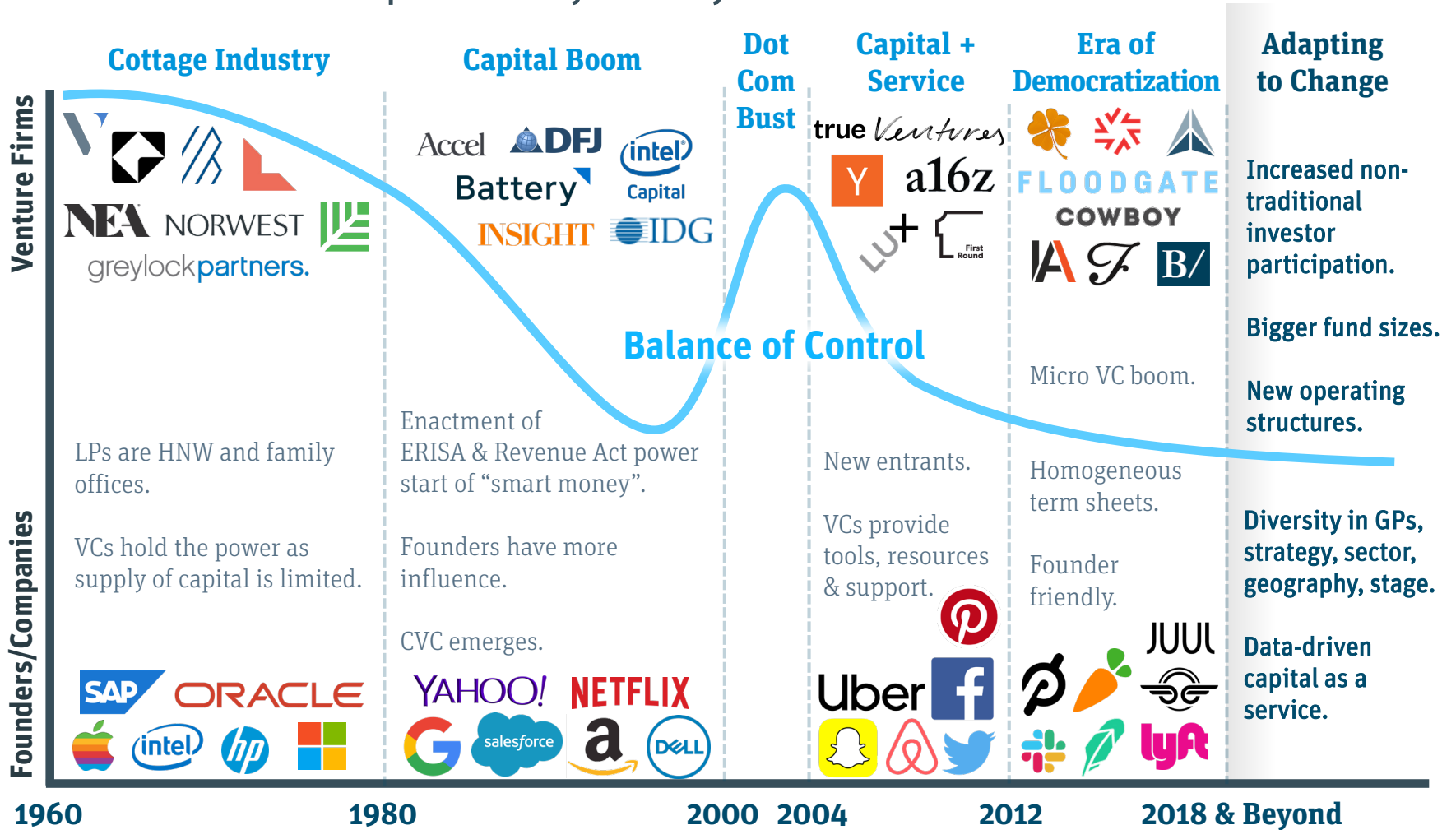




U.S. Venture: A Shifting Landscape

The Next Era of Venture Capital

In most industries, with competition and technological advancement comes disruption. It would be ironic if the venture capital industry were any different.

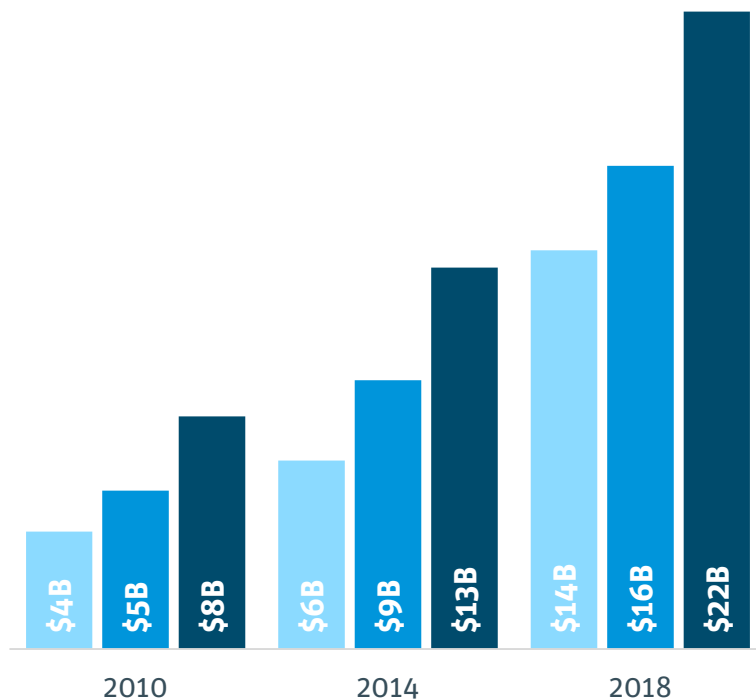


Firms Must Choose Which Wave to Catch

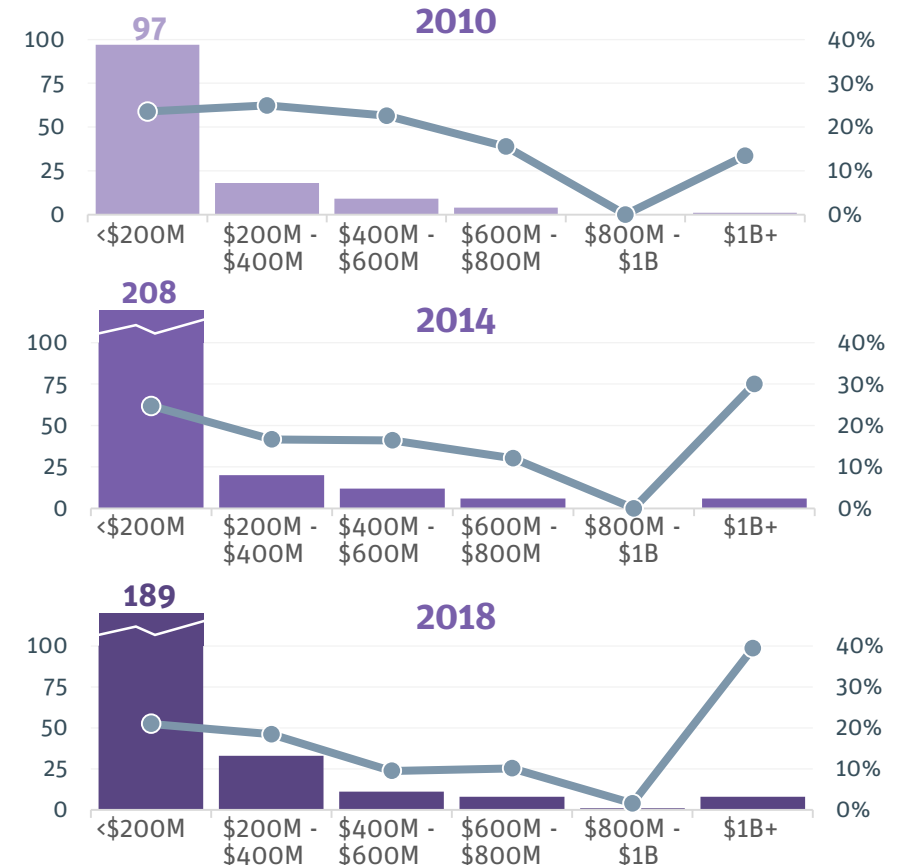
Facing a growing supply of capital and increased competition for deal flow, VC firms face a decision: Raise more and write bigger checks or pick a focus. Capital is becoming concentrated in funds greater than \$1B in size—representing just under 40% of all fundraising in 2018.

Concentration of Capital in Top Funds

- Top 3 Funds
- Top 5 Funds
- Top 10 Funds



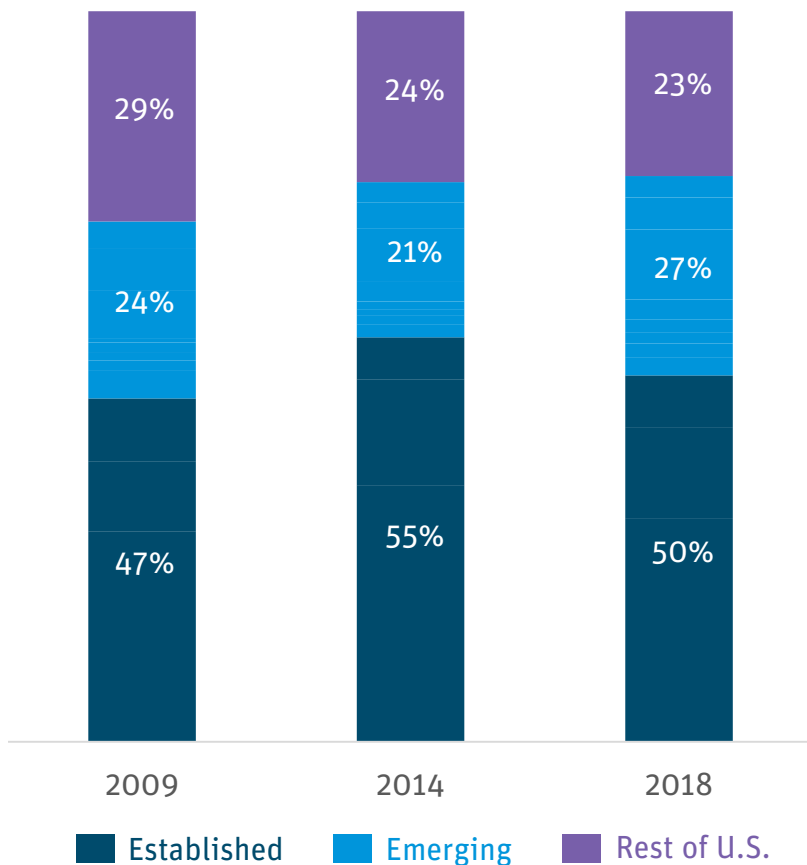
Fund Breakdown (# Funds and % of Total Raised)



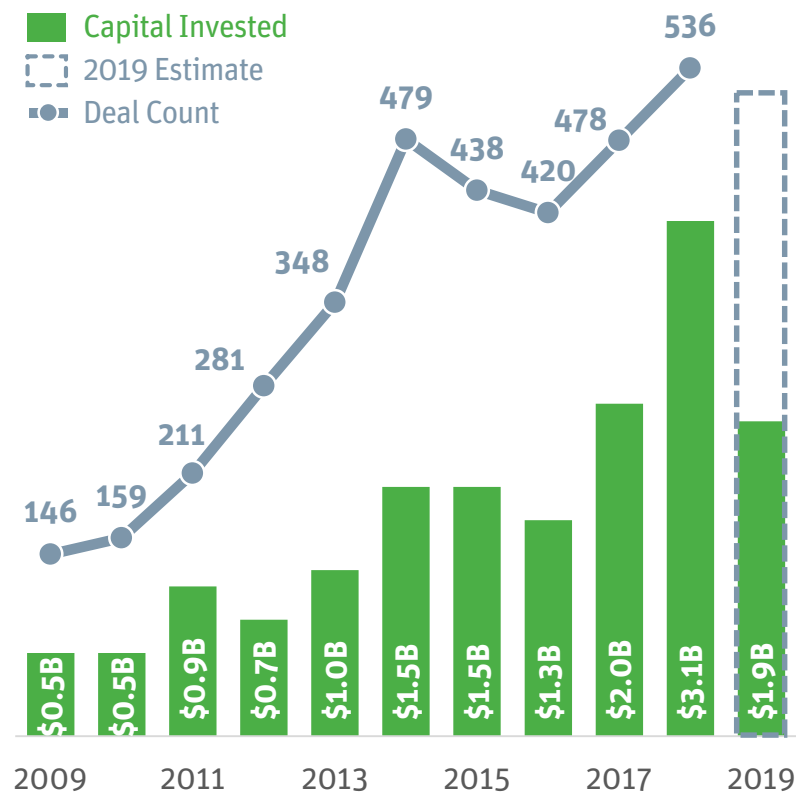
Focusing on the Future

Having a focus—whether it be geographical, sector specific or other—is one way to compete if writing bigger checks isn't an option. Initial signs are positive as firms are investing more in emerging areas and female-led companies are attracting a greater share of capital.

Geographies: First Time Fund Investments



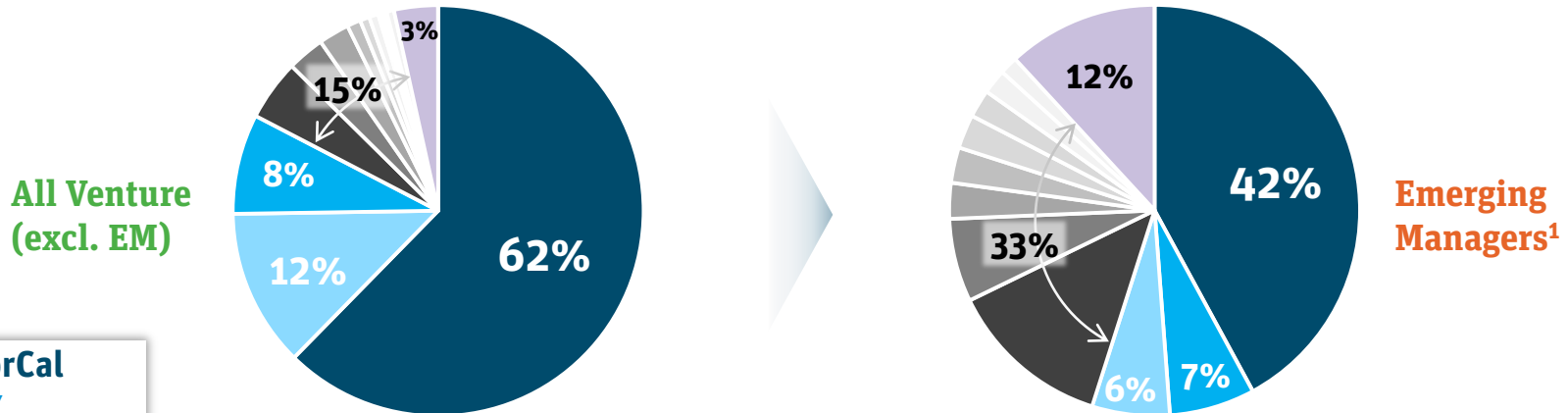
Diversity: Venture Investment in Female Founders



Case Study: Emerging Managers

The changing venture landscape has pushed emerging managers to consider other locations for formation and investment. Specialist firms tend to form near the epicenter of their industry of focus — with the added benefit of avoiding the valuation premiums present in established hubs.

2016 to 2018 Firm Formation:



2016 to 2018 Deals:



- NorCal
- NY
- MA
- Mid-Tier
- Rest of U.S.

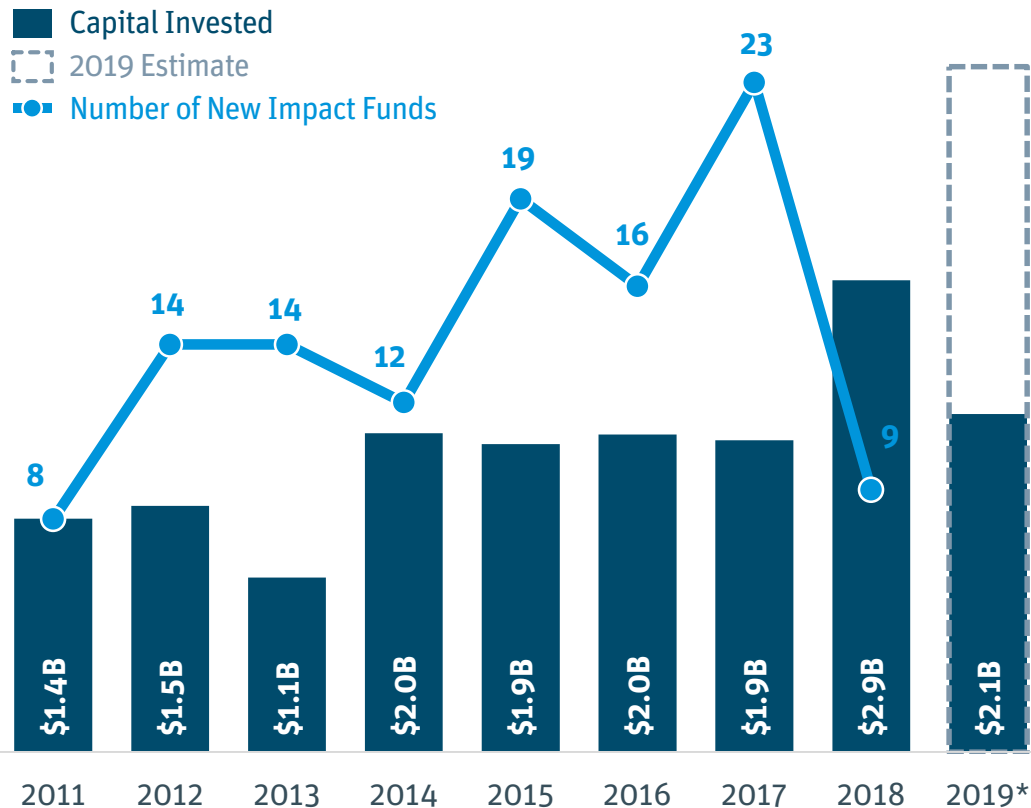


Spotlight: Sustainability

Sustainability Investments Are on the Rise

Investment in sustainability hit a new high in 2018 and is projected to blow past that mark in 2019. With increased involvement from family offices and a more conscious approach from both VCs and corporates, sustainable investing is here to stay.

Investments in Sustainability



Notable Companies

CALYSTA. Solving for food security
\$119M raised to date

-charge point. Solving for EV charging
\$558M raised to date

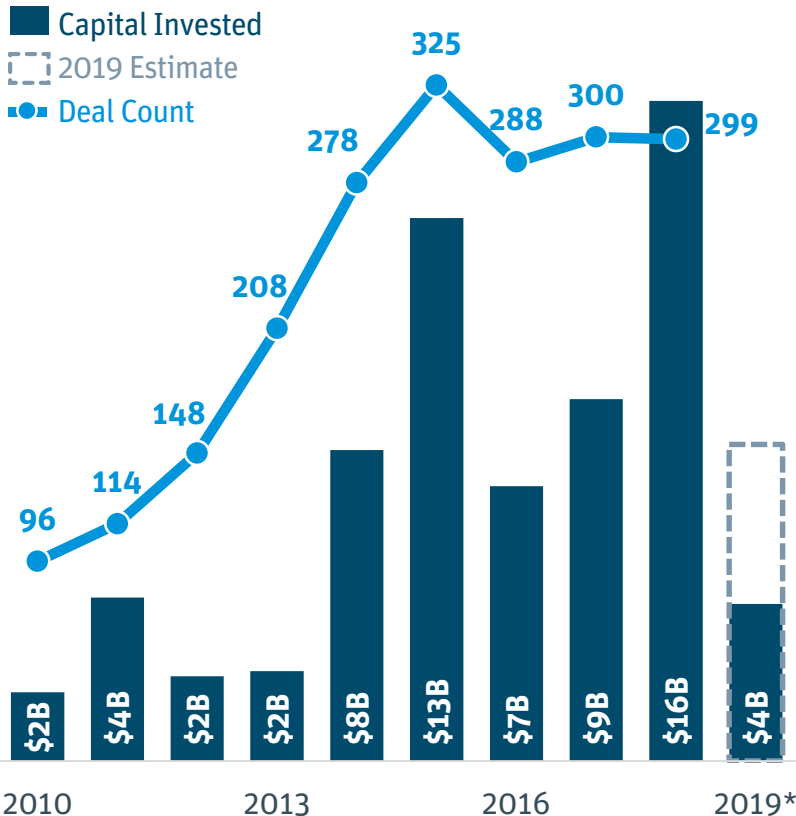
Lanza Tech Solving for carbon capture
\$350M raised to date

Virgin hyperloop one Solving for sustainable transport
\$459M raised to date

Family Offices Lead by Example

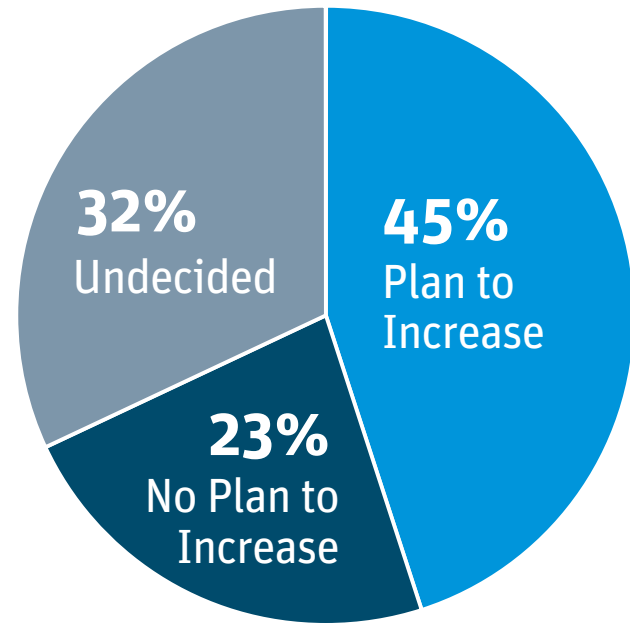
Despite being only 3% of total venture deals, family offices are an important complement to traditional venture due to their willingness to accept longer holding periods and invest in underserved areas. In 2018, 38% of family offices were involved in sustainable investing, with 45% planning to increase their level of investment going forward.

U.S. Venture Investment Involving a Family Office



Family Office Survey:


Do you plan to increase investments in sustainability over the next 12 months?



Corporates Make Their Mark on Sustainability

Motivated by greater social expectations and tax efficiency, many top tech companies have committed to incorporating sustainable investment initiatives into their overall strategy.

Select Sustainable Development Goals (SDG)



Entrepreneur camp



All global facilities
100% clean energy



Forestry program



\$300M clean energy fund



Future Engineer program



\$10M waste minimization



Commitment to using



100% renewable energy



\$50M impact investment fund focusing on SDG issues



\$1B affordable housing



Carbon-neutral data centers



\$500M to address homelessness



Signed large solar agreements



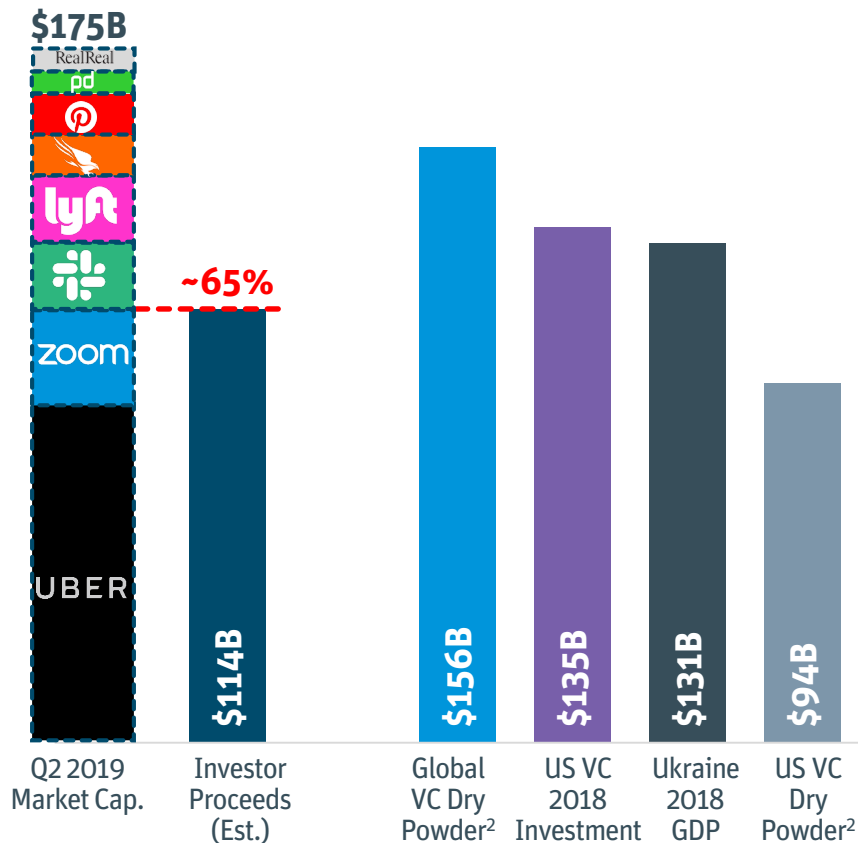


IPOs: The Year of Liquidity

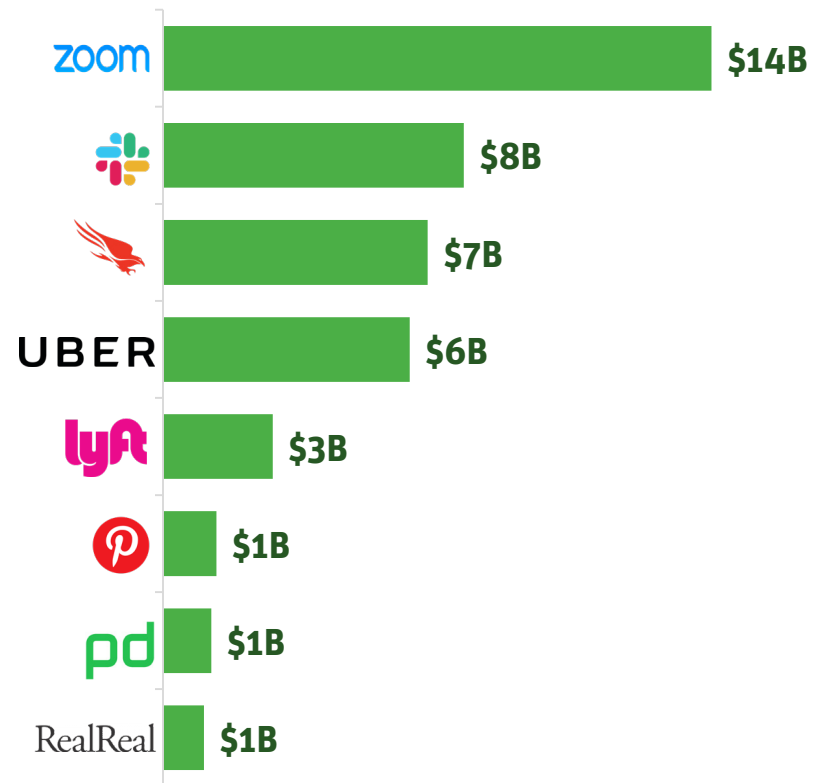
Investors Are Ready to Cash Out

The proceeds investors are expected to receive is substantial and on par with dry powder estimates, venture investment and even Ukraine's GDP. This flood of capital is likely to have a waterfall effect, driving Limited Partner returns and fueling the next venture cycle.

2019 VC-Backed Tech Unicorn IPOs: Investor Equity¹



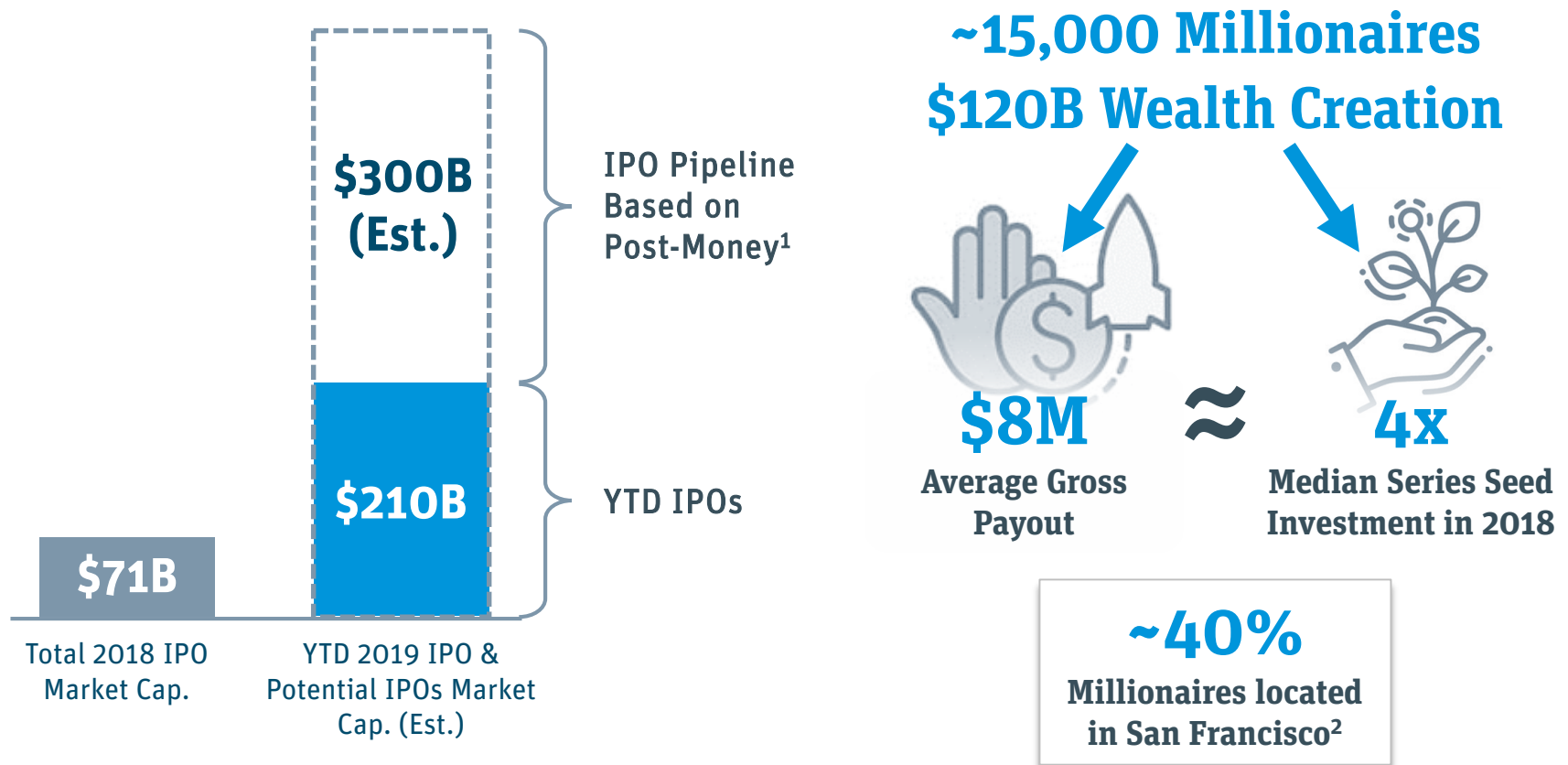
Increase in Value of Investor Equity Post-IPO



Liquidity Splashes Down on San Francisco

With the flood of IPOs, investors and employees will soon be flush with capital. This liquidity release will drive the next wave of investors and entrepreneurs as capital gets recycled back into the ecosystem, with San Francisco a leading beneficiary.

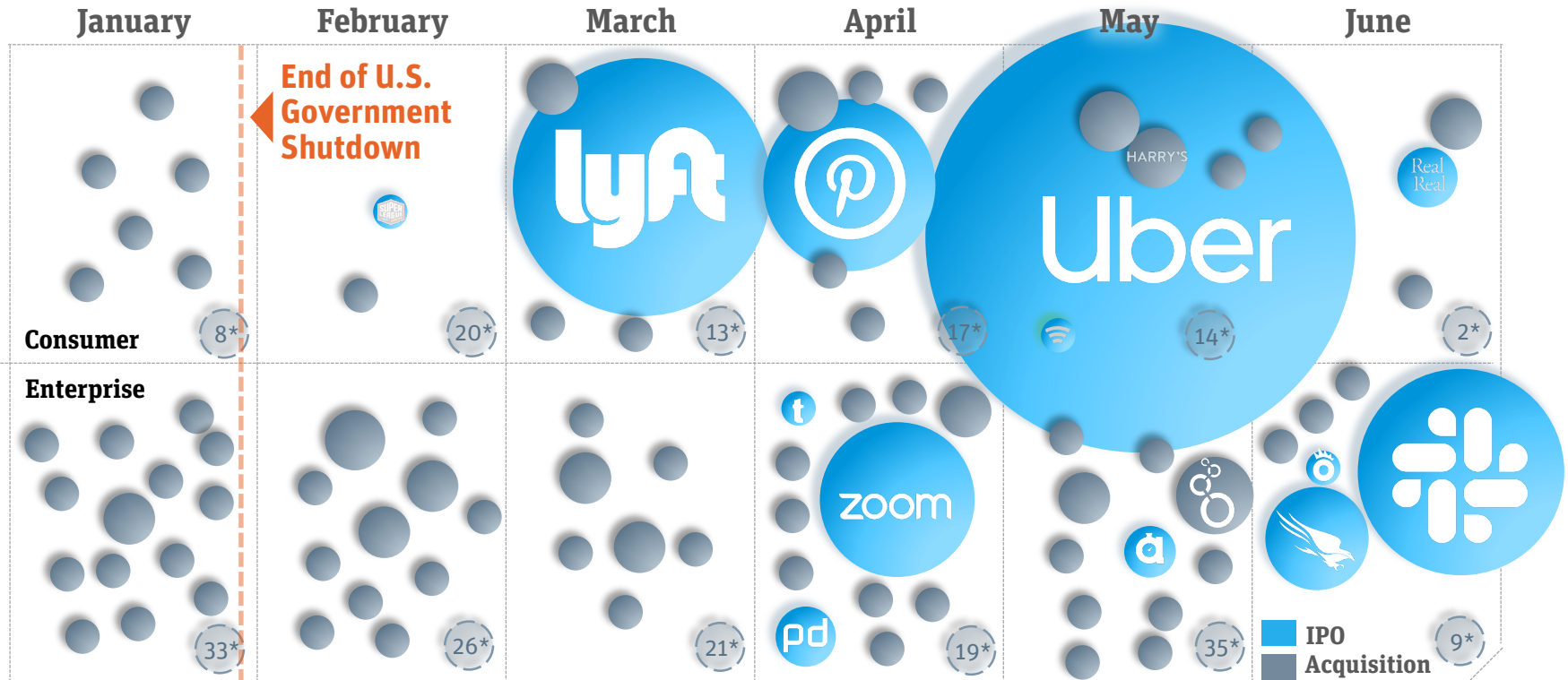
Analysis of 2019 VC-Backed Tech IPOs (U.S. Exchanges)



After a Dry Start, Tech IPOs Swell

This year was expected to be the year of liquidity as long-anticipated exits of many unicorns came to fruition, releasing billions in trapped value. The U.S. federal government shutdown held back IPO activity until the end of February. Since then, exit activity has picked up, and IPOs have grown in size, with notable divergences in performance.

U.S. VC-Backed Tech IPOs and M&A Deals: Sized by Market Cap at IPO or Acquisition Price



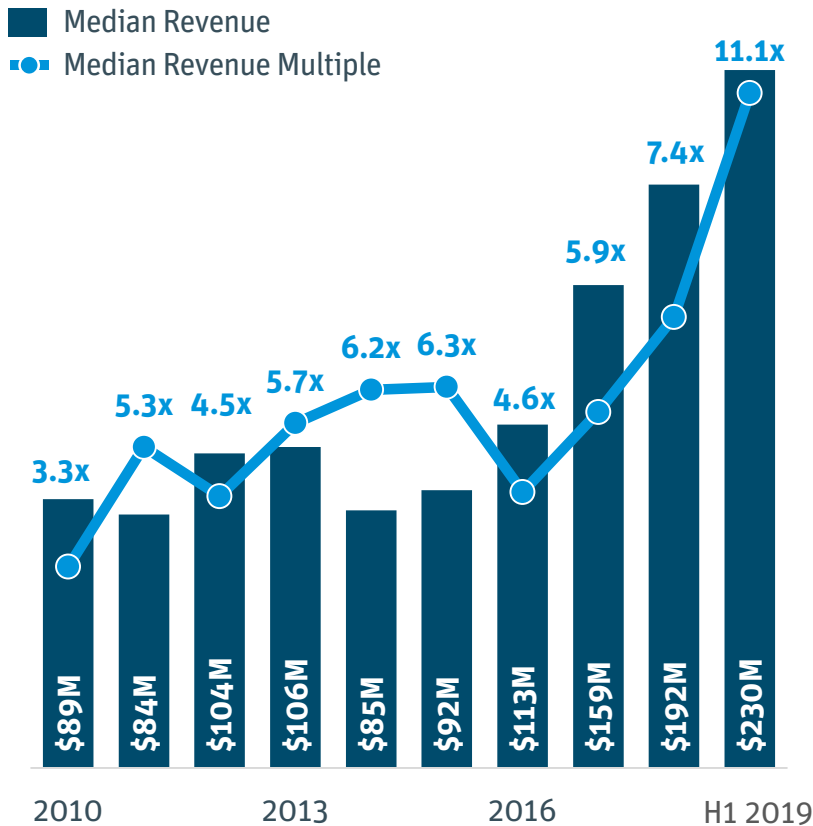
Notes: *Number of M&A deals with an undisclosed value; June 2019 acquisition figures may be lower due to lag in recording of data.

Source: PitchBook, Axios Pro-Rata, PE-Hub, Strictly VC, Fortune Term Sheet and SVB analysis.

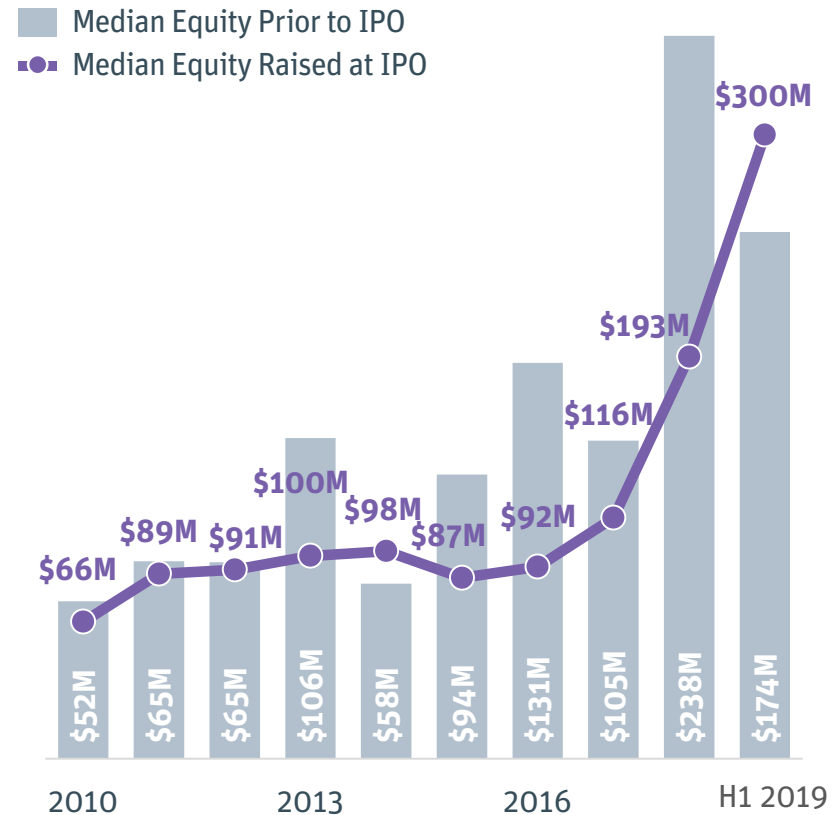
The Changing Face of IPOs

With the abundance of private capital, companies have been able to grow larger while staying private longer. Today's aspiring public tech company typically has raised significantly more capital and boasts much higher revenues.

VC-Backed Tech IPOs: Revenue



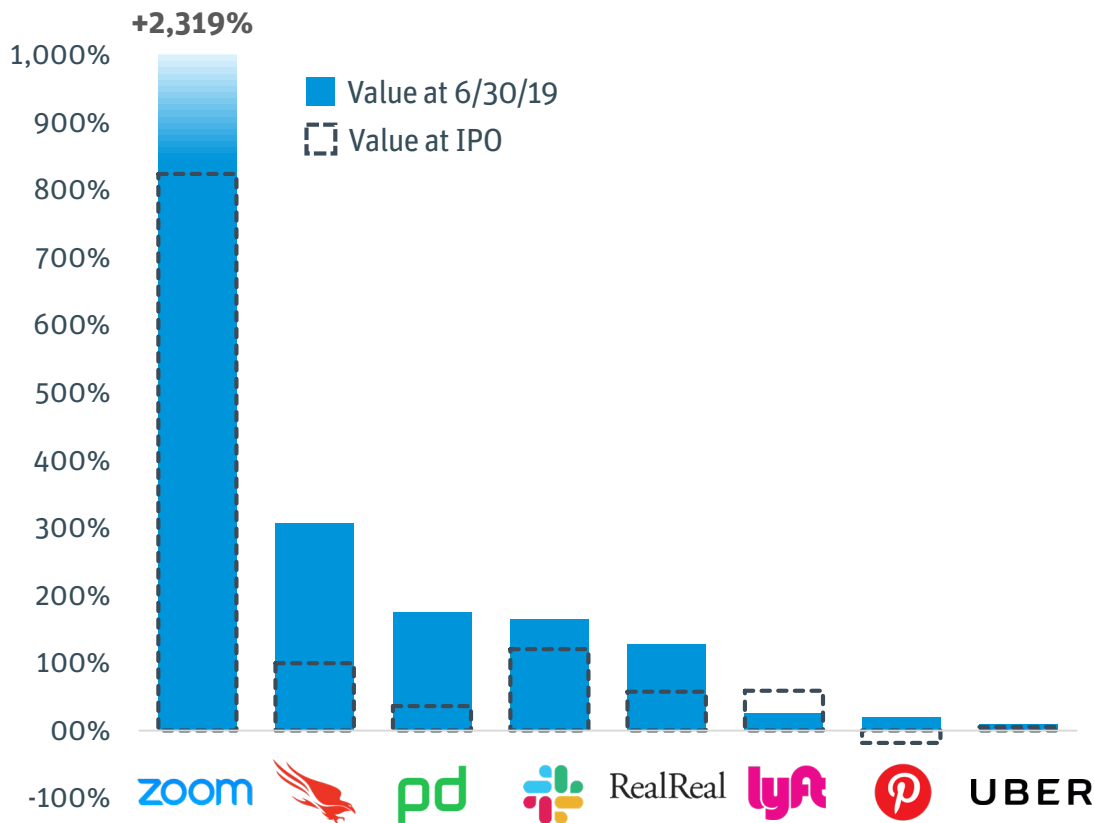
VC-Backed Tech IPOs: Equity Raised



Public Markets Validate Private Valuations

Public investors have largely agreed with their private counterparts on unicorn valuations. Six of eight billion-dollar IPOs in 2019 priced above their last private round. Public markets can be mercurial, and true validation may take time. Facebook traded below its LPV¹ for almost a year.

Valuation Relative to LPV: 2019 U.S. \$1B+ Tech IPOs



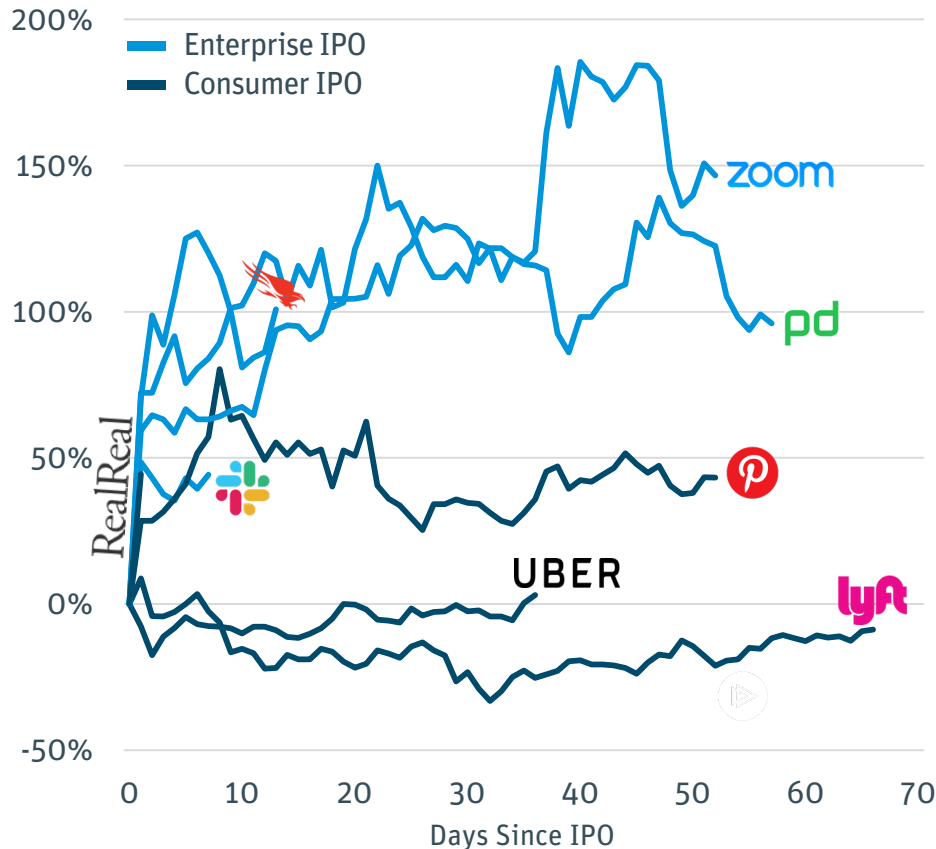
Market Cap: Facebook



Enterprise Zooms While Consumer Needs a Lift

One unmistakable trend is the outperformance of enterprise tech companies versus their consumer counterparts. Whether it be first-day “pops” or post-IPO performance, enterprise companies have led the pack due in part to their stronger fundamentals.

Cumulative Performance: 2019 U.S. \$1B+ Tech IPOs



IPO Breakdown by Customer Type

	Enterprise			
	pd	zoom		
IPO Date	4/11/19	4/18/19	6/12/19	6/18/19
Range	\$21–\$23	\$33–\$35	\$28–\$30	–
IPO Price	\$24	\$36	\$34	\$26
LPV ¹	\$1B	\$1B	\$3B	\$7B
1st Day	59%	72%	71%	49%
Post-IPO	96%	147%	101%	44%
IPO Mkt. Cap	\$2B	\$9B	\$7B	\$16B

	Consumer			
	lyft		UBER	RealReal
IPO Date	3/29/19	4/18/19	5/10/19	6/28/2019
Range	\$70–\$72	\$15–\$17	\$44–\$50	\$17–\$19
IPO Price	\$72	\$19	\$45	\$20
LPV ¹	\$15B	\$12B	\$70B	\$1B
1st Day	9%	28%	-8%	45%
Post-IPO	-9%	43%	3%	45%
IPO Mkt. Cap	\$24B	\$10B	\$76B	\$2B



International: Murky Waters

The U.S. Takes a FIRRMA Stance

The enactment of the Foreign Investment Risk Review Modernization Act (FIRRMA)¹ adds to a host of headwinds for cross-border M&A between foreign entities and the U.S. CFIUS had already dramatically increased reviews before FIRRMA. It will now have latitude to do even more.

Who & What Might be Affected?



Funds

Funds with foreign LPs investing in American companies



Companies

American companies who outsource to non-U.S. entities



Industries

Broadens scope of transactions and industries



Funds & Companies

Lengthens the time period for reviews and investigations by CFIUS

Acquisitions Blocked and Divestitures Ordered

KUNLUN

\$245M
Divestiture



BROADCOM

\$117B
Blocked



CANYON BRIDGE

\$1.3B
Blocked



GRAND CHIP INVESTMENT

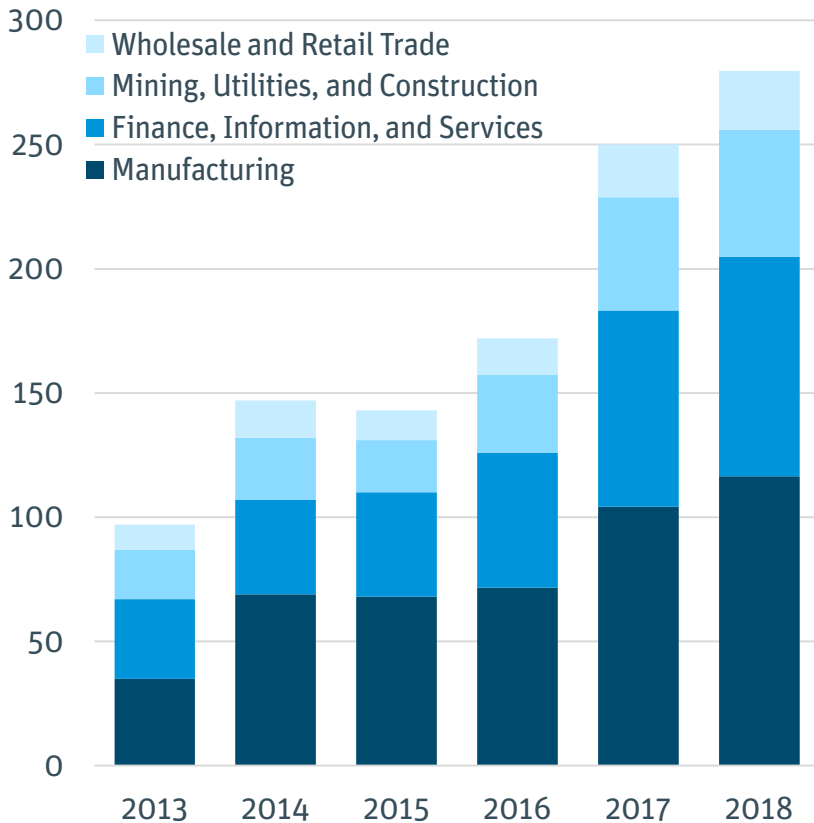
\$723M
Blocked

AIXTRON

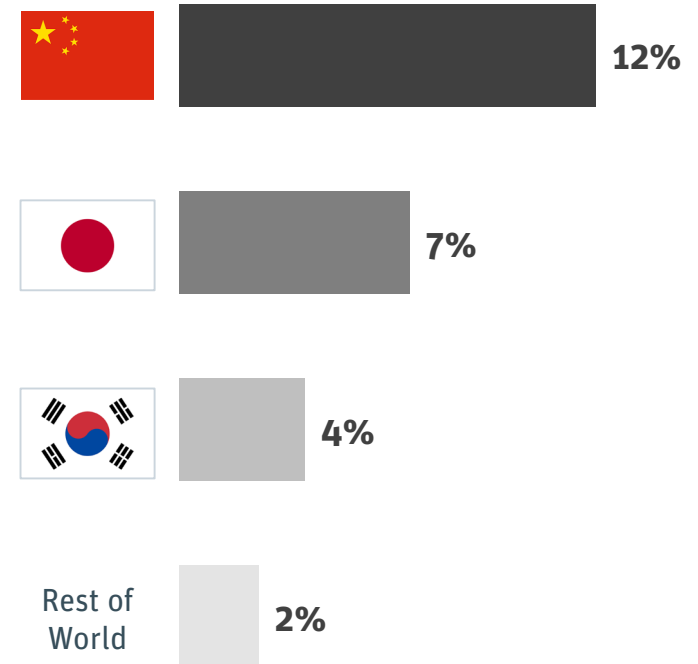
CFIUS: East Asia in the Crosshairs

Historically one of the most secretive regulatory bodies in the U.S., CFIUS has been more active than ever, especially in manufacturing and services. Transactions involving China and Japan, important competitors of the U.S. in these sectors, are more likely to be reviewed.

CFIUS: Reviewed Transactions¹



Reviewed Percentage of Respective Country's Transactions: 2013–2015²



Notes: 1) 2016–2018 sectoral makeup and 2018 total based on extrapolation from previous years.

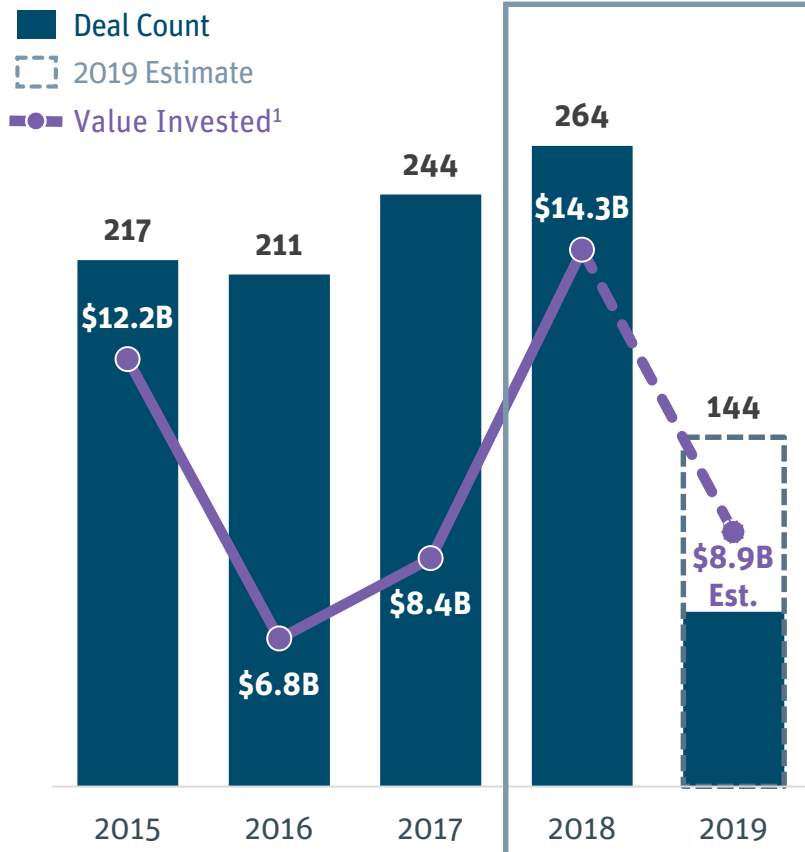
2) 2015 is the latest country-level data available.

Source: U.S. Gov. Accountability Office, Congressional Research Service, Kirkland Ellis, PitchBook and SVB analysis.

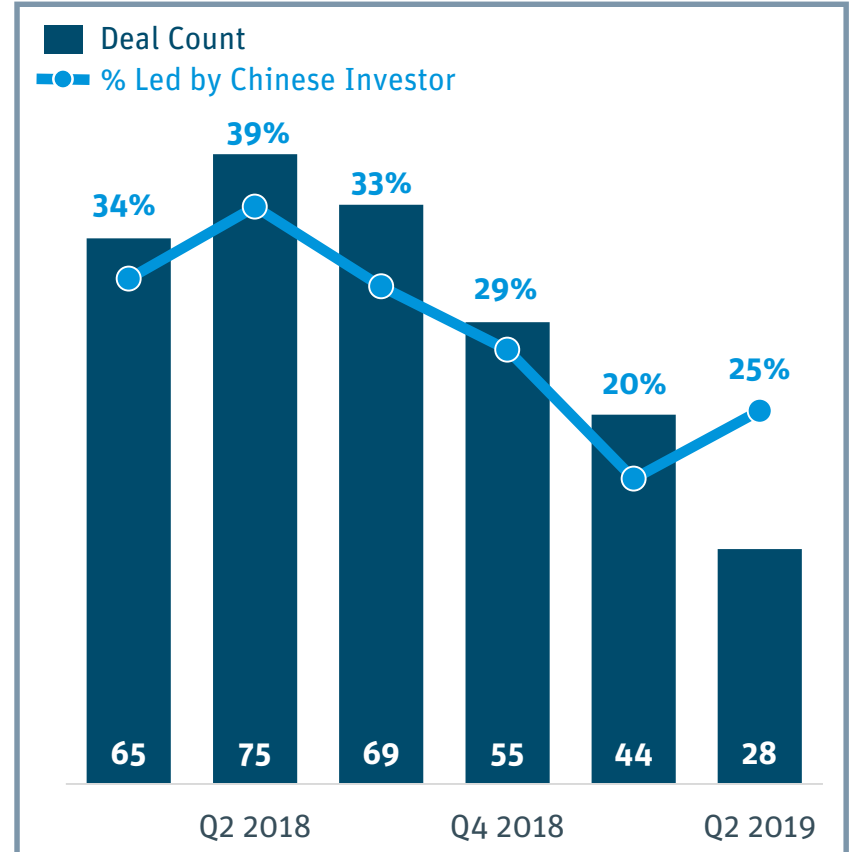
China-U.S. VC Investment Drops

Symptomatic of a generally sour trade and investment outlook, Chinese VC investment in U.S. companies has declined quarter over quarter since the first half of 2018. The percentage of these investments with a Chinese lead declined until this most recent quarter.

U.S. VC Deals with at Least One Chinese Investor



U.S. VC Deals with at Least One Chinese Investor

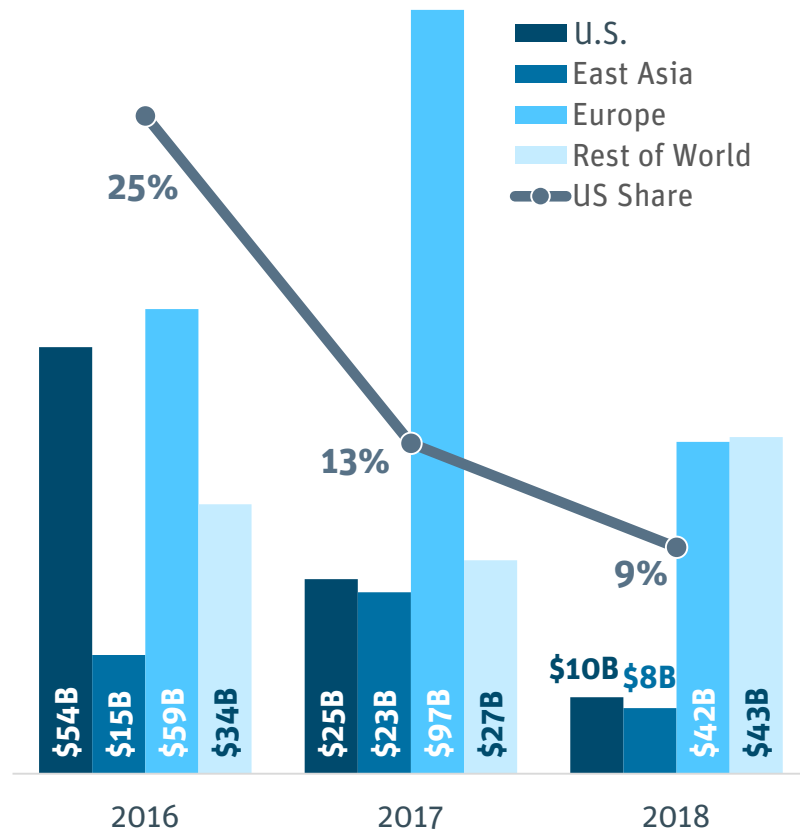


Notes: 1) Represents aggregate value of all deal sizes involving Chinese investors, not those investors' specific commitments.
Source: PitchBook and SVB analysis.

China's Global Investment Mix Is Shifting

China continues to diversify its overseas investment portfolio. Europe receives the lion's share, while the U.S. share is now below 10%. Countries lying along the New Silk Road trade corridor have received massive investment in recent years, as have other emerging markets such as Brazil.

Chinese Investment by Region



Top Non-U.S. Destinations

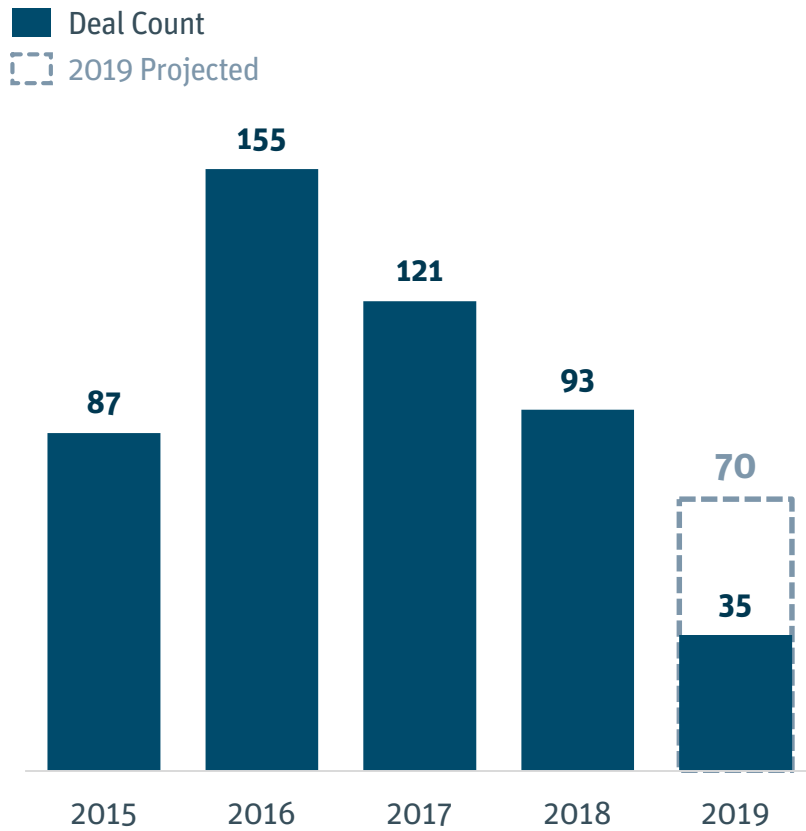
	Country	2015–2018 Investment
#1	United Kingdom	\$55B
#2	Switzerland	\$52B
#3	Australia	\$36B
#4	Germany	\$34B
#5	Brazil	\$31B
#6	Pakistan	\$27B
#7	Nigeria	\$27B
#8	Singapore	\$26B
#9	Malaysia	\$26B
#10	Bangladesh	\$23B

These countries lie on or near trade routes associated with the \$900B New Silk Road initiative.

Europe Also Clamps Its Regulatory Jaws

As in the U.S., European regulators are ratcheting up oversight of foreign deals. As China looks to invest more in Europe, policymakers at both the national and EU level are raising concerns, citing national security.

European Acquisitions by Chinese Buyers



Important Policy Events

December 29, 2018 – Germany gives its Federal Ministry for Economic Affairs and Energy power to block investments for 10% control or more in security-critical industries.

February 6, 2019 – European Commission makes two landmark merger-blocking decisions on the same day.

March 5, 2019 – Council of the European Union passes Regulation 2019/452, establishing new framework for screening foreign investments into the European Union.

April 10, 2019 – Regulation 2019/452 officially goes into effect.

A Star Is Born: The New Chinese Nasdaq?

With reduced prospects for collaboration with U.S. tech, focus on domestic innovation has increased significantly. The new STAR Market aims to be the market of choice for Chinese tech firms. This new exit avenue may stimulate the VC industry in China.




20% daily fluctuation restriction

500,000 RMB minimum individual investment

Registration-based system for IPOs – formality review

Unprofitable companies may list




10% daily fluctuation restriction

No minimum individual investment

Approval-based system for IPOs – value assessment

Profitability track record required



5–10% 5-minute fluctuation limit

No minimum individual investment

Registration-based system for IPOs – formality review

Unprofitable companies may list



5–10% 5-minute fluctuation limit

No minimum individual investment

Registration-based system for IPOs – formality review

Unprofitable companies may list



Appendix

Authors



Bob Blee
Head of
Corporate Finance
bblee@svb.com

Bob Blee heads Silicon Valley Bank's Corporate Finance Group, which leads SVB's relationships with public and late-stage private companies in the innovation sector throughout North America, providing a full suite of lending and banking products, as well as guidance as a trusted partner, helping our clients succeed and quickly scale.

Previously, Bob held a variety of roles in SVB's California and Midwest regions, including heading seed, early and mid-stage infrastructure, hardware, consumer internet and fintech banking in the Bay Area and Southern California and was responsible for SVB's Mezzanine Lending and Loan Syndications practices.

Bob sits on the nonprofit board of the Network for Teaching Entrepreneurship (NFTE) and the Silicon Valley Advisory Council of the Commonwealth Club. He is also active with his alma mater, the University of Illinois.



Nick Candy, CFA
Vice President, Research
ncandy@svb.com

Nick Candy is a Vice President based in San Francisco, responsible for capital markets research and data-driven analysis of the innovation economies that SVB serves globally. In this role, he has led global research efforts exploring investment, fundraising and exit dynamics in the venture ecosystem.

Prior to his research role, Nick managed strategic advisory and valuation engagements for venture-backed technology companies as part of SVB Analytics.

Nick earned a Master of Business Administration from Chapman University and a Bachelor of Science in design from Bournemouth University. In addition, he holds the Chartered Financial Analyst (CFA) designation.



Andrew Pardo
Sr. Associate, Research
apardo@svb.com

Andrew Pardo is a Senior Research Associate based in San Francisco, responsible for the capital markets research and data-driven analysis of the innovation economies that SVB serves globally. In this role, he supports research efforts exploring investment, fundraising and exit dynamics in the global venture ecosystem.

Prior to this role, Andrew was a Buy-Side Equity Research Analyst for a \$100B+ asset manager based in the Bay Area. His area of coverage spanned the domestic and international financials sector. Andrew earned a Bachelor of Science in accounting from Loyola Marymount University.

Disclaimers

This material including, without limitation, to the statistical information herein, is provided for informational purposes only. The material is based in part on information from third-party sources that we believe to be reliable but which have not been independently verified by us, and for this reason, we do not represent that the information is accurate or complete. The information should not be viewed as tax, investment, legal or other advice, nor is it to be relied on in making an investment or other decision. You should obtain relevant and specific professional advice before making any investment decision. Nothing relating to the material should be construed as a solicitation, offer or recommendation to acquire or dispose of any investment or to engage in any other transaction.

Silicon Valley Bank is registered in England and Wales at Alphabeta, 14-18 Finsbury Square, London EC2A 1BR, UK under No. FC029579. Silicon Valley Bank is authorised and regulated by the California Department of Business Oversight and the United States Federal Reserve Bank; authorised by the Prudential Regulation Authority with number 577295; and subject to regulation by the Financial Conduct Authority and limited regulation by the Prudential Regulation Authority. Details about the extent of our regulation by the Prudential Regulation Authority are available from us on request.

Silicon Valley Bank, a public corporation with limited liability (Aktiengesellschaft) under the laws of the U.S. federal state of California, with registered office in Santa Clara, California, U.S.A. is registered with the California Secretary of State under No. C1175907, Chief Executive Officer (Vorstand): Gregory W. Becker, Chairman of the Board of Directors (Aufsichtsratsvorsitzender): Roger F Dunbar.

Silicon Valley Bank Germany Branch is a branch of Silicon Valley Bank. Silicon Valley Bank Germany Branch with registered office in Frankfurt am Main is registered with the local court of Frankfurt am Main under No. HRB 112038, Branch Directors (Geschäftsleiter): Oscar C. Jazdowski, John K. Peck. Competent Supervisory Authority: Bundesanstalt für Finanzdienstleistungsaufsicht (BaFin), Graurheindorfer Straße 108, 53117 Bonn, Germany.

Silicon Valley Bank, an authorized foreign bank branch under the Bank Act (Canada).

© 2019 SVB Financial Group. All rights reserved. SVB, SVB FINANCIAL GROUP, SILICON VALLEY BANK, MAKE NEXT HAPPEN NOW and the chevron device are trademarks of SVB Financial Group, used under license. Silicon Valley Bank is a member of the FDIC and the Federal Reserve System. Silicon Valley Bank is the California bank subsidiary of SVB Financial Group (Nasdaq: SIVB).



Silicon Valley Bank

About Silicon Valley Bank

For more than 35 years, Silicon Valley Bank has helped innovative companies and their investors move bold ideas forward, fast. SVB provides targeted financial services and expertise through its offices in innovation centers around the world. With commercial, international and private banking services, SVB helps address the unique needs of innovators.



#SVBSOTM



www.svb.com



@SVB_Financial



Silicon Valley Bank



@SVBFinancialGroup

See complete disclaimers on previous page.

© 2019 SVB Financial Group. All rights reserved. SVB, SVB FINANCIAL GROUP, SILICON VALLEY BANK, MAKE NEXT HAPPEN NOW and the chevron device are trademarks of SVB Financial Group, used under license. Silicon Valley Bank is a member of the FDIC and the Federal Reserve System. Silicon Valley Bank is the California bank subsidiary of SVB Financial Group (Nasdaq: SIVB).